

feather & black

Turned Leg Bedside

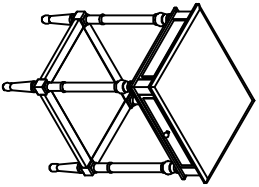



IMPORTANT READ CAREFULLY – RETAIN FOR FUTURE REFERENCE

Thank you for buying the Turned Leg Bedside

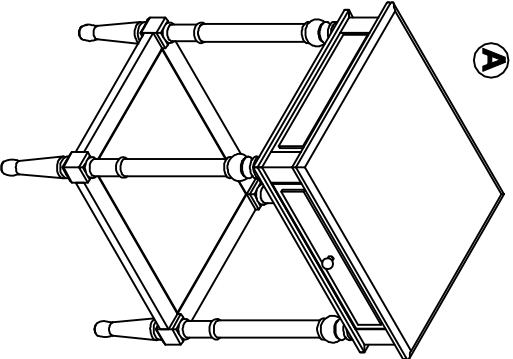
Feather & Black strongly advise using the Anti-Tip wall fixings provided with this product however the wall fixing itself may need to be altered depending on your wall. If these fixings have been misplaced please contact our customer service team who will be more than happy to send you a replacement kit

PRODUCT CARE

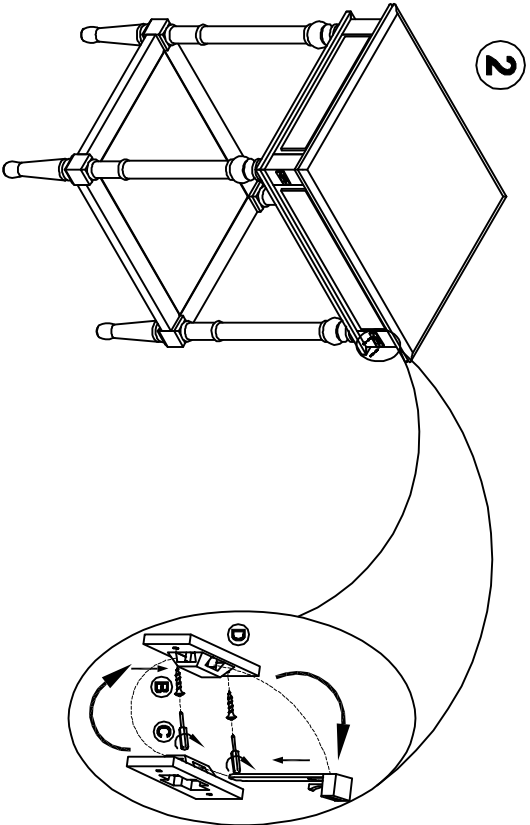
- Wipe clean using a soft damp cloth followed by dry cloth
- Do not use abrasives or cleaning products which may contain ammonia or solvents
- Take care when handling or moving the furniture. Careless handling can damage wooden furniture, try to lift rather than drag
- The fabric is dry clean only and spot clean only

PARTS		Q'TY	ASSEMBLY INSTRUCTIONS
A		1PCS	
B	 $\varnothing 4 \times 1.6 \text{mm}$	4PCS	
C		1PCS	
D		4PC	

1



2



Note: Different wall materials require different types of fixing devices. Use fixing devices suitable for the walls in your home (not included). If you are uncertain about what type of screw or fitting to use, please contact your hardware store.